



EMPLOYMENT GENERATION UNDER MGNREGA: A MICRO LEVEL INVESTIGATION IN RAICHUR DISTRICT OF KARNATAKA STATE

Ramesh Rangappa* Dr. Shekara B.**

*Research Scholar Department of PG Studies and Research in Economics, Mangalore University, Mangalagangothri.

**Assistant Professor SKVMS, Govt. First Grade College, Koteswara, Kundapura, Udupi District.

Abstract

Many policy makers have recommended various measures for the development of rural India, since independence. Their study reveals that major portion of unskilled labour force is located in rural India. Hence, for the proper development and utilization of the man power in the rural areas, they have suggested various measures and Programmes for the upliftment of poors in rural areas. One such programme implemented and followed very successfully is the MGNREG Act. Prof. Jean Dreze who is well known as father of MGNREGA has formulated MGNREGA for the proper utilization of rural manpower, especially unskilled and semiskilled manual work force.

The Mahatma Gandhi National Rural Employment Guarantee Act (MGNREGA) was the first ever Act internationally, that guarantees wage employment and minimum level of livelihood security to the people in rural areas. MGNREG Act guaranteeing 100 days of wage-employment in a financial year to a rural household whose adult members volunteer to do unskilled manual work. It is also seeks to create durable assets to augment land and water resources, improve rural connectivity and strengthening the livelihood resources base of the rural poor.

Key Words: MGNREGA, Employment, Wage, Poverty.

Introduction

Many policy makers have recommended various measures for the development of rural India, since independence. Their study reveals that major portion of unskilled labour force is located in rural India. For the proper development and utilization of the man power in the rural area, they have suggested various measures and Programmes for the upliftment of poor in rural areas. One such programme implemented and followed very successfully is the MGNREG Act. Prof. Jean Dreze who is well known as father of MGNREGA has formulated MGNREGA for the proper utilization of rural manpower, especially unskilled and semiskilled manual work force.

The Mahatma Gandhi National Rural Employment Guarantee Act (MGNREGA) was the first ever Act internationally, that guarantees wage employment and minimum level of livelihood security to the people in rural areas. MGNREG Act guaranteeing 100 days of wage-employment in a financial year to a rural household whose adult members volunteer to do unskilled manual work. It is also seeks to create durable assets to augment land and water resources, improve rural connectivity and strengthening the livelihood resources base of the rural poor look.

In 2010-11, nearly 5.50 crore families were provided over 250 crore person days of work under MGNREG Act. Over the last five years, MGNREGA has generated more than 1,100 crore person days of work at a total expenditure of over Rs.150,000 crores. The share of SC/ST families in the work provided under MGNREGA has been 55.00 per cent and 45.00 per cent of workers are women. Average wages of workers have gone up by 54.00 per cent over the last five years. Nearly 10 crore people have been opened accounts in Bank and post office. Around 80.00 per cent of MGNREGA payments are made through Bank and post office, it is an unprecedented step in the direction of financial inclusion.

Major Aims of Mgnrega

MGNREGA has a creative and boosting major aims for the utilization of rural-manpower, it assure the livelihood security of rural poor by generating wage employment opportunities. Creation and maintenance of durable assets in rural areas under MGNREGA for the development of rural areas. Mainly MGNREGA focus on Preventing the rural urban migration in rural area by enhancing productive ways of employment, and deepening democracy at the grass-roots by strengthening Panchayati Raj Institutions.

Work Site Facilities

Provision to special work opportunities to persons with disabilities mandatory. Provision of special employment facilities to households where no one is able to take up ordinary employment opportunities, due to disability or related reasons and earmarking of 3.00 per cent of MGNREGA funds for employment persons with disabilities.



If a labourer got injured by accident arising out of and in the course of his employment under the Rural Employment Guarantee Scheme, he or she will be entitled to such medical treatment as is admissible under the scheme free of charge accommodation, treatment, medicines and a daily allowance which should not be less than half the wage rate.

Objectives of the Study

1. To assess rural manpower utilization under MGNREGA in Raichur district.
2. To assess the overall performance of MGNREGA on rural livelihood in the study area.
3. To study the employment generated under MGNREGA in study area.

Methodology

The study is mainly based on secondary information. The data collected from the Ministry of Rural Development, MGNREGA web site and District Statistical Office Raichur District were the data source for the present study. Simple form of table with the percentage calculated and the same have been analyses. Relating to age wise registered and employed Persons, Number of women beneficiary worker with account, Category wise House Hold/workers to whom Job Card issued & who are Active, Employment Generated During The financial Year 2012-2013.

Employment Generated Under Mgnrega in Raichur District

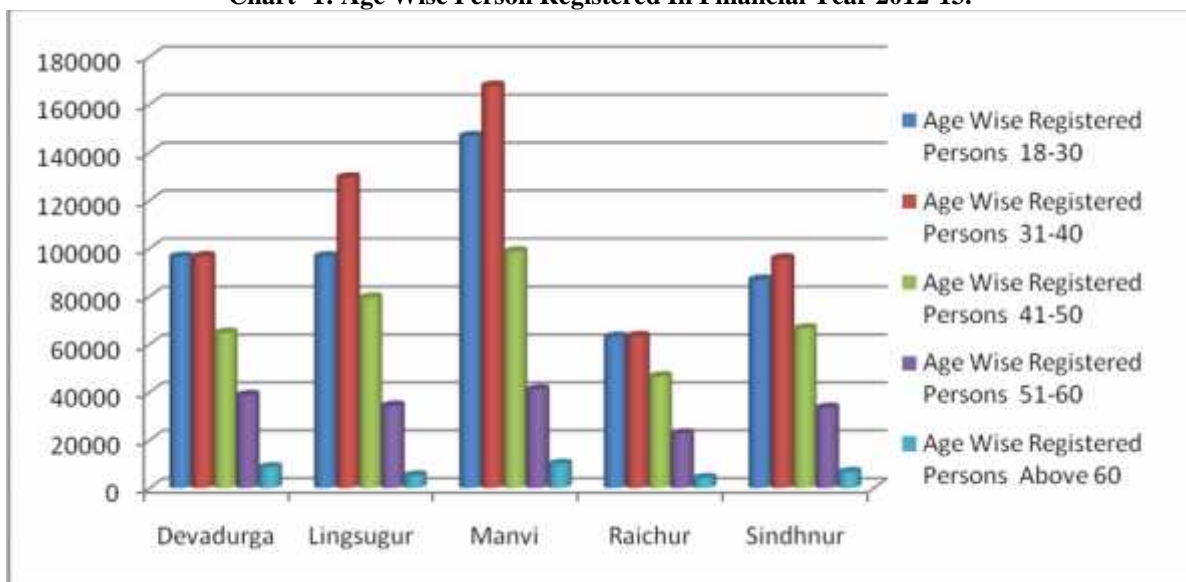
Main aim of MGNREGA is to create employment opportunities to the rural unemployed peoples in the gross root level. There for, it is important to see how employment generated under MGNREGA in the rural areas. An outlay is made to analyse MGNREGA in the study are, Raichur district Details of which furnished in tables.

Table -1: Age Wise Person Registered In Financial Year 2012-13 In Raichur District

Si. No.	Block	Age Wise Registered Persons				
		18-30	31-40	41-50	51-60	Above 60
		Registered Persons	Registered Persons	Registered Persons	Registered Persons	Registered Persons
1	Devadurga	96417	96610	64688	38742	8604
2	Lingsugur	96562	129537	79372	34291	5157
3	Manvi	146761	167788	98663	41075	10046
4	Raichur	63004	63303	46523	22670	4117
5	Sindhnur	86882	95750	66509	33435	6590
Total		489626	552988	355755	170213	34514

Source: Ministry of Rural Development, MGNREGA.

Chart -1: Age Wise Person Registered In Financial Year 2012-13.





It is found that from the table- 1, out of total population in the district registered under MGNREGA were about 16,03,096 in the year 2012-13. Among them 4,89,626 (30.54 per cent) persons registered are found from 18-30 age group, while about 5,52,988 (34.50 per cent) are from 31-40 age group, as of around 3,55,755 (22.19 per cent) from 41-50 age group and about 1,70,213 (10.62 per cent) from 51-60 age group. Only 34,514 (2.15) per cent are belongs to above 60 age group.

Manvi taluk has highest number of registered persons under MGNREGA among all the blocks and among all age groups and Raichur block has less number of registered persons under MGNREGA among all blocks and among all the age groups in Raichur district. The reason for less registration in Raichur block is found that the Raichur city is itself is district centre, where people may find many other work opportunities.

Table -2: Age Wise Person Employed In Financial Year 2012-13 In Raichur District.

Si. No.	Block	Age Wise Employed persons				
		18-30	31-40	41-50	51-60	Above 60
		Employed Persons	Employed Persons	Employed Persons	Employed Persons	Employed Persons
1	Devadurga	18652	16458	12200	7023	1428
2	Lingsugur	22067	25965	15829	7229	929
3	Manvi	34121	29977	18794	8941	1641
4	Raichur	12014	11645	9841	5064	752
5	Sindhur	16800	17051	13153	6552	967
Total		103654	101096	69817	34809	5717

Source: Ministry of Rural Development, MGNREGA.

Chart -2: Age Wise Person Employed In Financial Year 2012-13

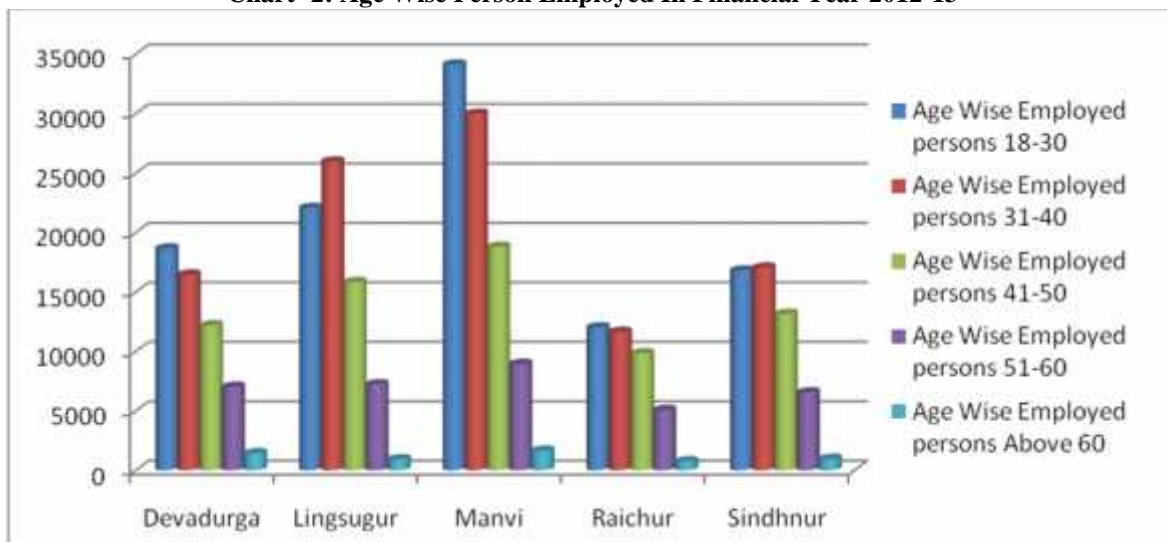


Table- 2 reveals that among the total people registered under MGNREGA, about 3,15,093 people are employed in the year 2012-13. As of around 1,03,654 (32.90 per cent) persons are employed are under 18-30 age group, around 1,01,096 (32.08 per cent) are 31-40 age group, total about 69,817 (22.16 per cent) are 41-50 age group, around 34,809 (11.05 per cent) are 51-60 age group and only about 5,717 (1.81 per cent) are above 60 age group.

Manvi taluk has highest number of employed persons under MGNREGA among all blocks and among the all age groups and Raichur block has less number of employed persons under MGNREGA among all blocks and among all the age groups. But in some block like Devadurga the number of employed persons in MGNREGA is very less about 8824 at the age group 41-50 which is very less, when we compare to other blocks in the district and Sindhanur has very less employed persons under MGNREGA that is around 841 from the age group above 60.



Table -3: Category Wise House Hold Workers To Whom Job Card Issued And Who Are Active In Financial Year 2012-13 In Raichur District.

Si. No	Block	Workers to Whom JC issued and who are Active				
		Number of SCs	Number of STs	Number of Others	Number of Total Workers	Number of Women
1	Devadurga	10552	20786	30736	62074	31903
2	Lingsugur	13300	9422	63457	86179	42039
3	Manvi	17698	20957	66824	105479	53650
4	Raichur	10409	10717	26774	47900	24399
5	Sindhur	12267	9044	45561	66872	34595
Total		64226	70926	233352	368504	186586

Source: Ministry of Rural Development, MGNREGA.

Chart -3: Category Wise House Hold Workers To Whom Job Card Issued And Who Are Active In Financial Year 2012-13

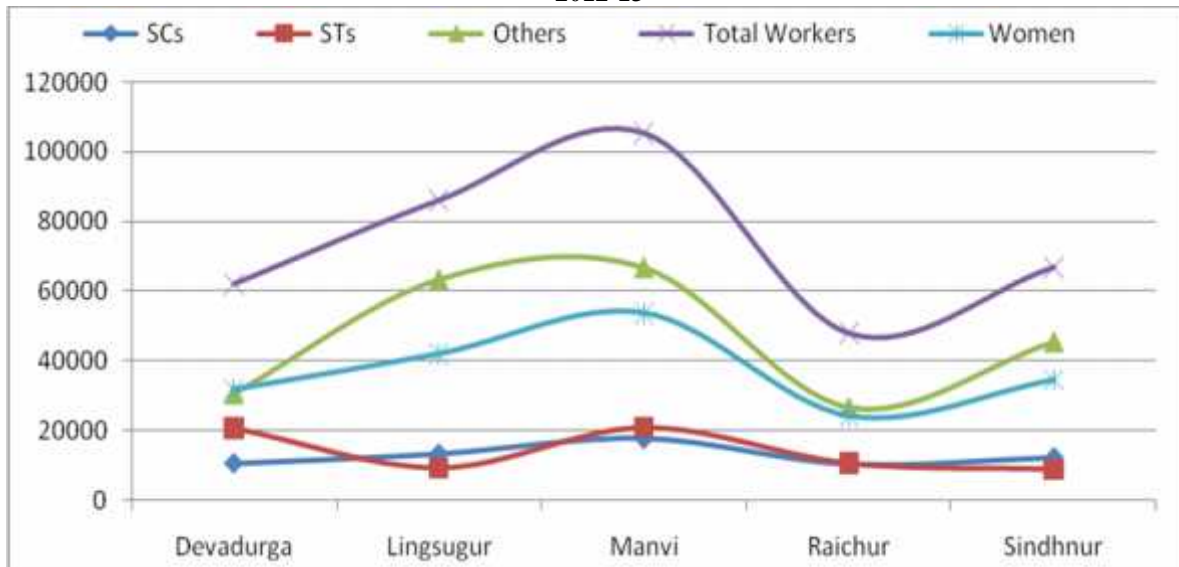


Table- 3 shows the Category wise household workers to whom job card issued and who are active. Out of total population exist in Raichur district, total 3,68,504 workers were issued job card and who are active. As of about 64,226 workers are belongs to SCs (scheduled cast) category, and around 70,926 workers are belongs to STs (scheduled cast) category whom job card issued and who are active under MGNREGA work. Majority of worker active under MGNREGA work are Participation of others category workers about 2,33,352 to whom job card issued and who are active. Women workers are half of the total population about 1,86,586 are active as for the MGNREGA norms.

Here the Manvi block has more number of wokers to whom job card issued and who are active among all categories, among all blocks. Raichur district has less number of workers to whom job card issued and who are active among all categories, among all blocks. Regarding to women workers participation more 53,650 found in Manvi block and less about 24,399 found in Raichur block.

Bank Accounts

In MGNREGA the government has made the role to disburse the wage amount through bank accounts directly to the beneficiaries account for the proper utilization of the fund. In this way MGNREGA workers are getting their wage amounts through bank and post office accounts. Table 5 shows the account opened and amount disbursed through bank accounts in the financial year 2012-13.



Table -4: Account Opened And Amount Disbursed Through Bank Accounts In Financial Year 2012-13 In Raichur District.

Si. No	Block	Number of Bank Account Opened		Amount of wages Disbursed through bank Accounts(2012-2013) (in lakhs.)
		Individual	Joint	
1	Devadurga	2740	19880	717.25
2	Lingsugur	3879	25044	1085.76
3	Manvi	5016	27604	1033.99
4	Raichur	2246	17869	675.32
5	Sindhur	2096	20192	854.83
Total		15977	110589	4367.15

Source: Ministry of Rural Development, MGNREGA.

Table- 4 shows that, out of total population around 15,977 individual accounts are opened in Banks and as about 1,10,589 joint accounts are opened in Post offices. For that, total 4367.15 lakhs amount of wages disbursed through bank account. In the same table it is seen that Manvi block has majority of individual accounts about 5,016 and 27,604 joint accounts in bank. Raichur block have less number about 17,869 individual accounts and Sindhur block have very less number about 2,096 joint accounts. Regarding to the amount disbursed through bank account for both individual and joint accounts, Lingsugur has around 1085.76 lakhs amount disbursed which is highest amount among all blocks, and Raichur block has very less amount disbursed about 675.32 lakhs in the year 2012-13.

Post Office Accounts

People who are living in villages and interior place, they may not get bank facilities. in such case there is a provision to provide MGNREGA wage through post office accounts.

Table -5: Account Opened and Amount Disbursed Through Post Office Accounts in Financial Year 2012-13 In Raichur District

Si. No	Block	Number of Post Office Account Opened		Amount of Wages disbursed through post office Accounts (2012-2013) (in lakhs.)
		Individual	Joint	
1	Devadurga	1522	8007	243.1122
2	Lingsugur	3186	14352	525.6585
3	Manvi	1187	6614	235.7965
4	Raichur	1496	6951	191.3513
5	Sindhur	3210	11874	501.1279
Total		10601	47798	1697.046

Source: Ministry of Rural Development, MGNREGA.

The table-5 represents, total 10,601 individual account and total 47,798 joint account holders opened accounts in post office. The total amount about 1697.046 lakhs disbursed through post office accounts for the individual and joint accounts opened in post office, in the table it can also be seen that Sindhur block has highest number of around 3,210 individual accounts and Manvi block has less about 1,187 accounts. Lingsugur block has highest number of joint accounts about 14,352 and Manvi block has less number about 6,614 joint accounts and around 1697.046 lakhs total amount has been disbursed through post office account in the financial year 2012-13.

In Raichur district the amount disbursed through post office accounts is more in Lingsugur block about 525.6585 lakhs and very less amount around 191.3513 lakhs disbursed in Raichur block.



Table -6: Account Opened And Amount Disbursed Through Bank And Post Office In Financial Year 2012-13 In Raichur District.

Si. No	Block	Total Accounts			Total Amount Disbursed (2012-2013) (in lakhs.)
		Total Individual	Total Joint	Total Accounts	
1	Devadurga	4312	27766	32078	960.065
2	Lingsugur	7033	39175	46208	1607.558
3	Manvi	6160	33672	39832	1265.816
4	Raichur	3730	24676	28406	865.688
5	Sindhur	5277	31627	36904	1348.508
Total		26512	156916	183428	6047.635

Source: Ministry of Rural Development, MGNREGA.

The table- 6 shows the total accounts opened and amount disbursed through Bank and Post office in Financial 2012-13. The total 1,83,428 accounts are opened in the financial year 2012-13 and in that around 26,512 individual accounts were opened and about 1,56,916 joint accounts were opened in the both banks and post office accounts. Over all amount disbursed through post bank and post office is around 6047.635 lakhs. Lingsugur block got benefited with much fund about 1607.558 lakhs and very less about 865.688 lakhs fund disbursed to Raichur block.

Table -7: Women Workers, Bank Account in Raichur District, 2012-13

Si. No.	Block	Number of beneficiary worker with account	Number of women beneficiary worker with account
1	Devadurga	103888	53039
2	Lingsugur	171397	83163
3	Manvi	159700	79840
4	Raichur	92453	47005
5	Sindhur	104705	53784
Total		632143	316831

Source: Ministry of Rural Development, MGNREGA.

Chart -4: Women Workers, Bank Account in Raichur District, 2012-13

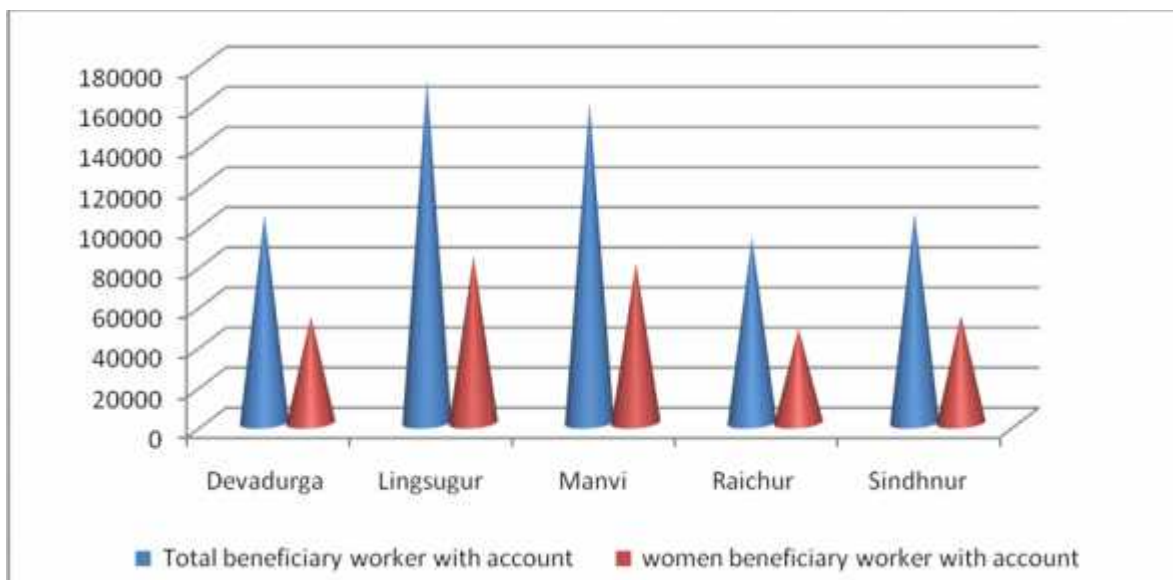


Table- 7 display the list of Women workers with the Bank accounts in Raichur district in the financial year 2012-13, It can be clearly observed from the table, total 6,32,143 beneficiary workers found with account and among them around 3,16,831 beneficiaries with the account are women. Table also shows that Lingsugur block has more number of women workers with



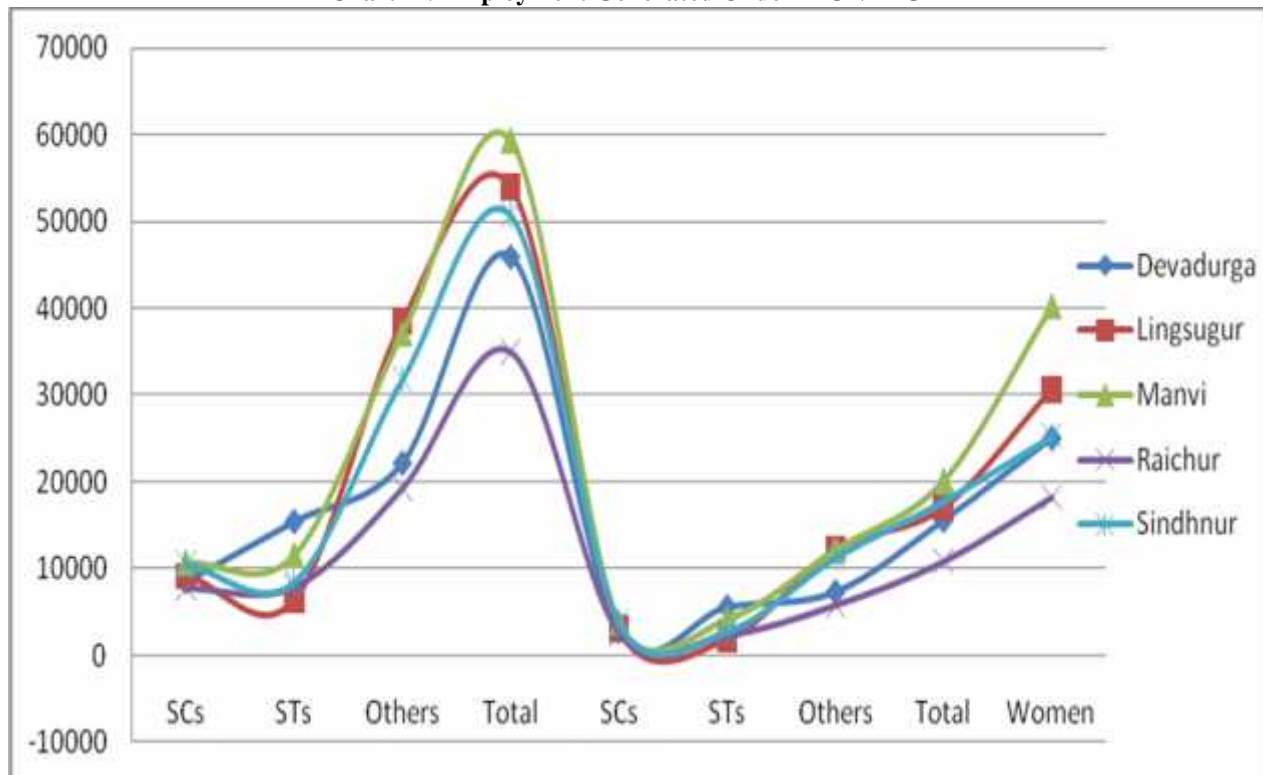
bank account, about 83,163 women beneficiaries found with account and very less about 47,005 women workers are found with bank account in Raichur block.

Table -8: Employment Generated Under MGNREGA in Raichur District, During the Financial Year 2012-13

S. No	Block	HH issued job cards				Number of HH Provided Employment				EMP. Provided
		SCs	STs	Others	Total	SCs	STs	Others	Total	Number of Women
1	Devadurga	8449	15385	22153	45987	2743	5533	7266	15542	25035
2	Lingsugur	9138	6367	38551	54056	3046	1818	12147	17011	30647
3	Manvi	10679	11564	37141	59384	3796	4160	12179	20135	40259
4	Raichur	7792	7908	19287	34987	2627	2392	5819	10838	18221
5	Sindhur	10483	8475	31799	50757	3763	2772	11242	17777	25247
Total		46541	49699	148931	245171	15975	16675	48653	81303	139409

Source: Ministry of Rural Development, MGNREGA.

Chart -2: Employment Generated Under MGNREGA



In the table- 8, It is found that out of total population around 2,45,171 Household issued job card and again in that about 46,541 number of household issued job card are belongs to SCs category, around 49,699 number of households issued job card are belongs to STs category and about 1,48,931 number of households issued job card are belongs to others category.

Out of total Household issued job card around 81,303 number of household provided employment, in that about 15,975 number of households provided employment are belongs to SCs category about 16,675 number of households provided employment are belongs to STs category and around 48,653 number of Households provided employment are belongs to



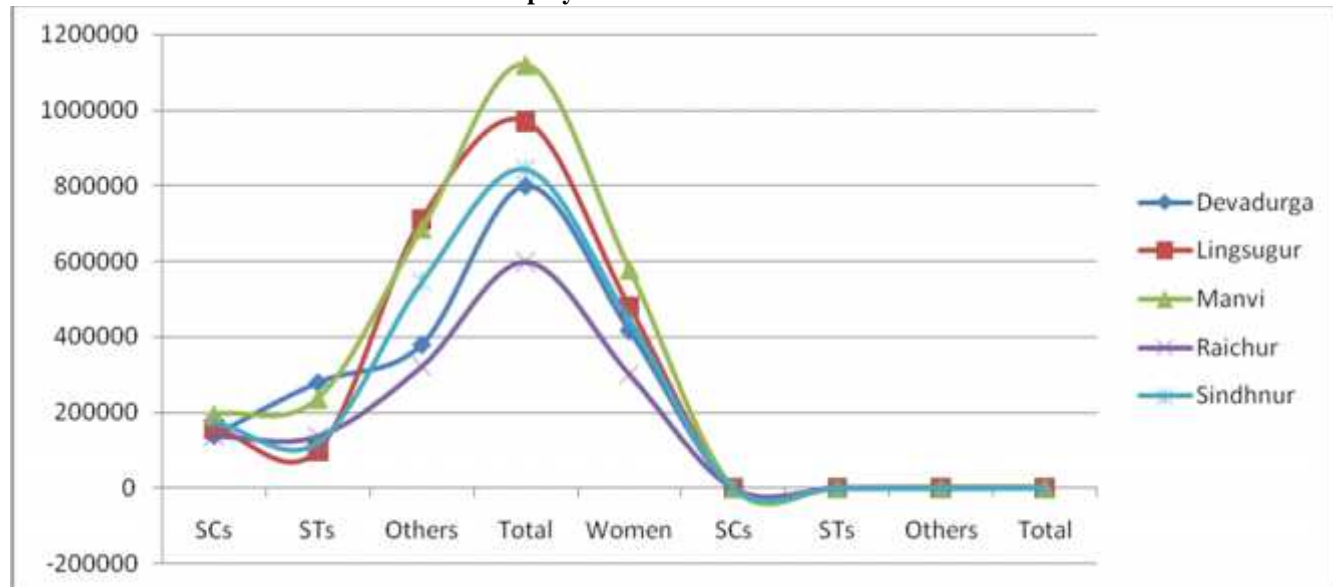
others. Out of total population around 1, 39,409 number of women households are provided employment with job card issued.

Table -9: Employment Generated Under MGNREGA in Raichur District, During the Financial Year 2012-13

Si. No	Block	Number of Persondays Generated					Families Completed 100 Days			
		SCS	STS	Others	Total	Women	SCS	STS	Others	Total
1	Devadurga	140268	279712	380183	800163	416746	189	377	555	1121
2	Lingsugur	157761	100133	711599	969493	478772	159	105	1141	1405
3	Manvi	195866	237482	687499	1120847	579332	307	466	1204	1977
4	Raichur	138262	138192	322970	599424	301657	178	218	389	785
5	Sindhnur	175808	121618	545938	843364	444523	274	153	876	1303
Total		807965	877137	2648189	4333291	2221030	1107	1319	4165	6591

Source: Ministry of Rural Development, MGNREGA.

Chart -2: Employment Generated Under MGNREGA



As table- 9 show, it is found that out of total working population about 43,33,291 number of Person days generated and again out of the total person days generated around 8,07,965 number of person days generated for SCs category. As of that around 8, 77,137 number of person days generated for the STs Category and about 26, 48,189 number of person days generated were belongs to other category. Out of total person days generated around 22, 21,030 number of person days generated are women in Raichur district.

Out of total number of person days generated, total number of about 6,591 families completed 100 days. out of total number of families completed 100 days, around 1,107 number of families completed 100 days are belongs to SCs category, as of around 1,319 number of families completed 100 days are belongs to STs category and around 1,465 number of families completed 100 days are others.

Suggestion and Conclusion

March, April and May, days in those months were very horrible for the people of Raichur district. People were facing very worst situation in those months, due to the hot summer season. High temperature, shortage of water, food problem, not getting proper shelter facilities in such condition they have to work in field at the work site. To escape from all this problems they think to migrating capital cities in search of better employment opportunities. Hence, to prevent migration and to provide better livelihood opportunities to the workers in dry land areas like Raichur, Bidar, Gulbarga and Bellary it is very essential to allocate more funds for the welfare programs like MGNREGA.



As strictly as policy makers formulate their planning programs to directly reach to the beneficiaries, corrupted hands finds many ways to miss utilize the allotted fund. But in MGNREGA the government policy makers very conscious about making MGNREG Act to reach the needy hands and their view became fruitful. Even though it is essential a systematic human resource policy is important to recruit and retain the appropriate teams at the National, State, District and Sub district levels.

References

1. Acharya, Shankar (2005) 'Populism Rides Again', Business Standard, 27 December.
2. Aiyar, Y. and S. Samji (2006) 'Improving the Effectiveness of National Rural Employment Guarantee Act', Economic and Political Weekly, 28 January, 41 (4): 320-6.
3. Aakella, K.V. and S. Kidambi (2007) 'Challenging Corruption with Social Audits', Economic and Political Weekly, 3 February, 42 (5): pp. 345-7.
4. Anandita and Bhatia (2010), "NREGA Wage Payments: Can we Bank on the Banks?" Economic and Political Weekly, Vol. XLV No.1, January-- 2010, pp. 30-37.
5. Anandharaja kumar. Sri.well Haorei,(2010), "Impact assement of MGNREGA on rural migration," Kurukshetra, December 2010, pp.26-28.
6. Dreze, J, & Khera, R. (2008 December 12). From Accounts to Accountability. The Hindu, pp. 8.
7. Dre'ze and C Oldiges (2009), "Work in progress", Frontline, Vol. 26, Issue 4, February 14 – 27, 2009, pp 1-7.
8. Dey, S. and A.S. Bedi (2010) The National Rural Employment Guarantee Programme in Birbhum', Economic and Political Weekly, 9 October, 45 (41): 19-25.
9. Mathur, Lalit (2007) Timployment Guarantee: Progress So Far', Economic and Political Weekly, 29 December, 42 (52): pp. 17-20.
10. Mehrotra, Santosh (2008) 'job Laws Can Sharply Cut Poverty This Decade', Economic and Political Weekly, 18 December, 39 (51): 5657-8.
11. Ramesh Rangappa(2014), "Impact of MGNREGA on rural urban Migration in backward areas :A study of Raichur District", Southern Economist, Vol. 52, Issue. 19, April, 2014 pp.32-38.
12. Zilla Panchayat Report, 2005. <http://planning.kar.nic.in/planning.htm>.
13. Ghosh, Jayati, (2004, October 26). The case for employment guarantee. The Hindu.